



Online SAP ABAP Course Level 1

SAP ABAP from Basics to intermediate

Step By Step 40 Hours, Practicing from
Zero to intermediate Level - ABAP Level 1


Course Content

1- introduction

- ERP Overview
 - *ERP Concept
 - *Why ERP
 - *ERP brands
 - *SAP ERP system overview
 - *SAP Modules

2- ABAP Environment

- ABAP Workbench
 - *ABAP Editor overview
 - *ABAP Editor Structure
 - *Standard system tables
 - *Standard system programs




Course Content

3- ABAP Coding Concepts

- ABAP Syntax
 - *Variables Type
 - *ABAP statements
 - *create ABAP Programs
 - *running ABAP program
 - *receiving data from the users

4- Structures and internal tables

- *Define Structure
- *Global elements and Structures
- *dealing with internal tables
- *SQL Statements
- *processing Data from Database via internal table
- *Events
- *system variables
- *Debugging overview




Course Content

5- ABAP Selection Screen

- *selection screen designs
- *checkbox and Radio-buttons
- *modify selection screen elements
- *Domains
- *search help

6- ABAP Functions

- *functions types
- *function component
- *function implementation
- *testing the function
- *BAPI functions
- *includes
- *Sub-Routines




Course Content

7- ALV Reports

- *ALV Report Abroach
- *create your first ALV Report
- *coloring Cells on ALV Reports
- *Examine ALV Report data
- *releasing process

8- Smart forms


- *smart form abroach
- *create your first smart form
- *running the forms via executes programs
- *testing the form data



Course Content


9- final project assignment and evaluation




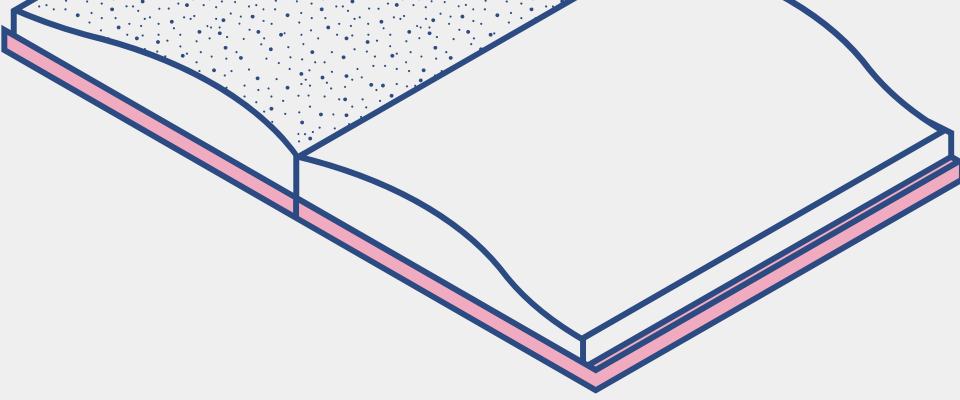
- *real ALV Report task assignment
- *real adobe form task assignment
- *discussing and evaluating the Projects



The Impact of the Course Level 1

- ➔ Perform the Role of ABAP Consultant
- ➔ Ability to self learning in SAP ABAP field





Course Requirements

- ➔ Basic knowledge on programming (preferred to know at least one coding language)
- ➔ SAP System ACCESS for practicing (will be available during the course)
- ➔ Computer connected with fair internet speed

How about the online session steps

